

***COMMUNITIES IN SCHOOLS  
OF SAN ANTONIO***

***FINANCIAL REPORT***

***FOR THE YEAR ENDED***

***AUGUST 31, 2014***



# Communities In Schools

---

San Antonio

## TABLE OF CONTENTS

INDEPENDENT AUDITOR’S REPORT .....	1
STATEMENT OF FINANCIAL POSITION .....	3
STATEMENT OF ACTIVITIES .....	4
STATEMENT OF FUNCTIONAL EXPENSES .....	5
STATEMENT OF CASH FLOWS .....	6
NOTES TO FINANCIAL STATEMENTS .....	7
FEDERAL AND STATE AWARD SECTION .....	15
REPORT ON INTERNAL CONTROL OVER FINANCIAL REPORTING AND ON COMPLIANCE AND OTHER MATTERS BASED ON AN AUDIT OF FINANCIAL STATEMENTS PERFORMED IN ACCORDANCE WITH <i>GOVERNMENT AUDITING STANDARDS</i> .....	16
INDEPENDENT AUDITOR’S REPORT ON COMPLIANCE FOR EACH MAJOR FEDERAL PROGRAM; REPORT ON INTERNAL CONTROL OVER COMPLIANCE; AND REPORT ON SCHEDULE OF EXPENDITURES OF FEDERAL AWARDS REQUIRED BY OMB CIRCULAR A-133 .....	18
SUMMARY SCHEDULE OF CURRENT AND PRIOR AUDIT FINDINGS .....	20
SCHEDULE OF FINDINGS AND QUESTIONED COSTS – FEDERAL AWARDS .....	21
INDEPENDENT AUDITOR'S REPORT ON COMPLIANCE RELATED TO MAJOR PROGRAMS (STATE OF TEXAS <i>SINGLE AUDIT CIRCULAR</i> ) AND ON INTERNAL CONTROL OVER COMPLIANCE .....	22
SCHEDULE OF FINDINGS AND QUESTIONED COSTS – NON-FEDERAL AWARDS .....	24
SCHEDULE OF EXPENDITURES OF FEDERAL AND NON-FEDERAL AWARDS .....	25
NOTES TO SCHEDULE OF EXPENDITURES OF FEDERAL AND NON-FEDERAL AWARDS .....	26



# Communities In Schools

---

San Antonio

SHAREHOLDERS:

Nancy L. Vaughan, CPA  
Deborah F. Fraser, CPA  
Phil S. Vaughan, CPA



Armstrong, Vaughan & Associates, P.C.  
Certified Public Accountants

## INDEPENDENT AUDITOR'S REPORT

To the Board of Directors  
Communities In Schools of San Antonio  
San Antonio, Texas

### Report on the Financial Statements

We have audited the accompanying financial statements of Communities in Schools of San Antonio, which comprise the statement of financial position as of August 31, 2014, and the related statements of activities, functional expenses, and cash flows for the year then ended, and the related notes to the financial statements.

### Management's Responsibility for the Financial Statements

Management is responsible for the preparation and fair presentation of these financial statements in accordance with accounting principles generally accepted in the United States of America; this includes the design, implementation, and maintenance of internal control relevant to the preparation and fair presentation of financial statements that are free from material misstatement, whether due to fraud or error.

### Auditor's Responsibility

Our responsibility is to express an opinion on these financial statements based on our audit. We conducted our audit in accordance with auditing standards generally accepted in the United States of America and the standards applicable to financial audit contained in *Government Auditing Standards* issued by the Comptroller General of the United States. Those standards require that we plan and perform the audit to obtain reasonable assurance about whether the financial statements are free from material misstatement.

An audit involves performing procedures to obtain audit evidence about the amounts and disclosures in the financial statements. The procedures selected depend on the auditor's judgment, including the assessment of the risks of material misstatement of the financial statements, whether due to fraud or error. In making those risk assessments, the auditor considers internal control relevant to the entity's preparation and fair presentation of the financial statements in order to design audit procedures that are appropriate in the circumstances, but not for the purpose of expressing an opinion on the effectiveness of the entity's internal control. Accordingly, we express no such opinion. An audit also includes evaluating the appropriateness of accounting policies used and the reasonableness of significant accounting estimates made by management, as well as evaluating the overall presentation of the financial statements.

We believe that the audit evidence we have obtained is sufficient and appropriate to provide a basis for our audit opinion.

### Opinion

In our opinion, the financial statements referred to above present fairly, in all material respects, the financial position of Communities in Schools of San Antonio as of August 31, 2014, and the changes in their net assets and their cash flows for the years then ended in accordance with accounting principles generally accepted in the United States of America.

## **Other Matters**

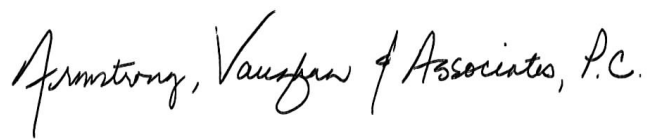
Our audit was conducted for the purpose of forming an opinion on the financial statements as a whole. The accompanying Schedule of Expenditures of Federal Awards is presented for purposes of additional analysis as required by the U.S. Office of Management and Budget Circular A-133, *Audits of States, Local Governments, and Non-Profit Organizations*, and is not a required part of the financial statements. The Schedule of Expenditures of Federal Awards is the responsibility of management and was derived from and relate directly to the underlying accounting and other records used to prepare the financial statements. The information has been subjected to the auditing procedures applied in the audit of the financial statements and certain other procedures, including comparing and reconciling such information directly to the underlying accounting and other records used to prepare the financial statements or to the financial statements themselves, and other additional procedures in accordance with auditing standards generally accepted in the United States of America. In our opinion, the Schedule of Expenditures of Federal Awards is fairly stated in all material respects in relation to the financial statements as a whole.

## **Report on Summarized Comparative Information**

We have previously audited the Communities in Schools of San Antonio's 2013 financial statements, and we expressed an unmodified audit opinion on those audited financial statements in our report dated December 02, 2013. In our opinion, the summarized comparative information presented herein as of and for the year ended August 31, 2013 is consistent, in all material respects, with the audited financial statements from which it has been derived.

## **Report on Other Legal and Regulatory Requirements**

In accordance with *Government Auditing Standards*, we have also issued our report dated November 20, 2014 on our consideration of Communities in Schools of San Antonio's internal control over financial reporting and on our tests of its compliance with certain provisions of laws, regulations, contracts, and grant agreements and other matters. The purpose of that report is to describe the scope of our testing of internal control over financial reporting and compliance and the results of that testing, and not to provide an opinion on internal control over financial reporting or on compliance. That report is an integral part of an audit performed in accordance with *Government Auditing Standards* in considering Communities in Schools of San Antonio's internal control over financial reporting and compliance.



Armstrong, Vaughan & Associates, P.C.  
November 20, 2014

COMMUNITIES IN SCHOOLS OF SAN ANTONIO  
STATEMENT OF FINANCIAL POSITION  
AUGUST 31, 2014  
(with summarized financial information at August 31, 2013)

<b>ASSETS</b>	<b>2014</b>	<b>2013</b>
<i>Current Assets:</i>		
Cash and Cash Equivalents	\$ 1,020,309	\$ 887,236
Investments	1,006,819	1,037,235
Government Grants and Other Receivables	735,366	789,715
Interest Income Receivable	352	1,154
Prepaid Insurance and Other Deposits	81,135	83,382
<i>Total Current Assets</i>	<u>2,843,981</u>	<u>2,798,722</u>
<i>Assets of Permanently Restricted Endowment Fund:</i>		
Money Market Investments	21,029	18,615
<i>Total Assets of Permanently Restricted Endowment Fund</i>	<u>21,029</u>	<u>18,615</u>
<i>Property and Equipment, Net</i>	<u>1,028,307</u>	<u>1,115,908</u>
<b>TOTAL ASSETS</b>	<u><u>\$ 3,893,317</u></u>	<u><u>\$ 3,933,245</u></u>
<b>LIABILITIES AND NET ASSETS</b>		
<i>Current Liabilities:</i>		
Accounts Payable	\$ 31,528	\$ 78,238
Salaries and Benefits Payable	162,277	175,562
Deferred/Unearned Revenues	12,565	-
Current Portion of Debt	48,386	45,555
<i>Total Current Liabilities</i>	<u>254,756</u>	<u>299,355</u>
<i>Long Term Debt:</i>		
Notes Payable - Land and Building	810,337	859,738
<i>Total Long Term Debt</i>	<u>810,337</u>	<u>859,738</u>
<i>Total Liabilities</i>	<u>1,065,093</u>	<u>1,159,093</u>
<i>Net Assets:</i>		
Unrestricted:		
General Operating	2,070,009	2,067,436
Investment in Property & Equipment, Net of Related Debt	169,584	210,615
Temporarily Restricted	575,522	482,992
Permanently Restricted for Endowment	13,109	13,109
<i>Total Net Assets</i>	<u>2,828,224</u>	<u>2,774,152</u>
<b>TOTAL LIABILITIES AND NET ASSETS</b>	<u><u>\$ 3,893,317</u></u>	<u><u>\$ 3,933,245</u></u>

The accompanying notes are an integral part of these financial statements.

COMMUNITIES IN SCHOOLS OF SAN ANTONIO  
STATEMENT OF ACTIVITIES  
FOR THE YEAR ENDED AUGUST 31, 2014  
(with summarized financial information for the year ended August 31, 2013)

	Unrestricted	Temporarily Restricted	Permanently Restricted for Endowment	2014 Total	2013 Total
<b>REVENUES, GAINS AND SUPPORT</b>					
Grants - State Government	\$ 1,056,261	\$ -	\$ -	\$ 1,056,261	\$ 732,646
Grants - Federal Government	1,109,671	-	-	1,109,671	1,213,119
Grants - Local Government	636,412	-	-	636,412	633,253
Service Contracts	2,442,313	-	-	2,442,313	1,997,887
United Way of San Antonio	605,045	-	-	605,045	545,791
Private Grants, Donations & Contributions	269,803	1,078,587	-	1,348,390	1,315,219
Special Events, GALA - Net	67,819	-	-	67,819	85,225
Special Events, Golf Tournament - Net	-	-	-	-	27,798
Special Events, Stuff The Bus - Net	32,997	-	-	32,997	28,478
In-Kind Revenues	529,383	-	-	529,383	307,632
Other Income	8,920	2,414	-	11,334	9,605
<i>Total Revenues and Gains</i>	<u>6,758,624</u>	<u>1,081,001</u>	<u>-</u>	<u>7,839,625</u>	<u>6,896,653</u>
Net Assets Released from Donor Restrictions	<u>988,471</u>	<u>(988,471)</u>	<u>-</u>	<u>-</u>	<u>-</u>
<b>TOTAL REVENUES, GAINS AND SUPPORT</b>	<u>7,747,095</u>	<u>92,530</u>	<u>-</u>	<u>7,839,625</u>	<u>6,896,653</u>
<b>EXPENSES</b>					
Program Services	6,520,116	-	-	6,520,116	6,111,285
Supporting Services, Management and General	1,035,127	-	-	1,035,127	833,580
Fundraising	142,709	-	-	142,709	187,625
Depreciation	87,601	-	-	87,601	93,673
<b>TOTAL EXPENSES</b>	<u>7,785,553</u>	<u>-</u>	<u>-</u>	<u>7,785,553</u>	<u>7,226,163</u>
<b>CHANGE IN NET ASSETS</b>	(38,458)	92,530	-	54,072	(329,510)
<b>NET ASSETS - BEGINNING OF YEAR</b>	<u>2,278,051</u>	<u>482,992</u>	<u>13,109</u>	<u>2,774,152</u>	<u>3,103,662</u>
<b>NET ASSETS - END OF YEAR</b>	<u>\$ 2,239,593</u>	<u>\$ 575,522</u>	<u>\$ 13,109</u>	<u>\$ 2,828,224</u>	<u>\$ 2,774,152</u>

The accompanying notes are an integral part of these financial statements.



COMMUNITIES IN SCHOOLS OF SAN ANTONIO  
STATEMENT OF FUNCTIONAL EXPENSES  
FOR THE YEAR ENDED AUGUST 31, 2014  
(with summarized financial information for the year ended August 31, 2013)

	Program Services	Supporting Services Management & General	Fundraising Expenses	2014 Total	2013 Total
<b>FUNCTIONAL EXPENSES</b>					
<i>Personnel Costs:</i>					
Personnel Costs	\$ 4,502,789	\$ 619,484	\$ 102,540	\$ 5,224,813	\$ 4,754,079
Fringe Benefits	880,740	108,315	16,833	1,005,888	868,644
<i>Total Personnel Costs</i>	<u>5,383,529</u>	<u>727,799</u>	<u>119,373</u>	<u>6,230,701</u>	<u>5,622,723</u>
Contractual	30,208	55,554	3,431	89,193	124,598
Communications	787	12,237	1,982	15,006	29,101
Premise Expense	1,948	16,029	70	18,047	34,735
Interest Expense	-	34,164	-	34,164	51,271
Insurance Expense	16,494	23,836	-	40,330	39,336
Travel/Training	80,931	20,499	2,613	104,043	107,162
Equipment	8,853	30,730	363	39,946	67,439
Maintenance & Repair	3,782	26,256	-	30,038	10,405
Printing and Copying	47	9,177	3,947	13,171	12,266
Marketing	3,786	27,446	2,006	33,238	8,463
Supplies	28,195	37,113	482	65,790	76,910
Enrichment/Need	422,524	-	-	422,524	610,425
In-Kind Expenses	529,383	-	-	529,383	308,561
Other Expenses	9,649	14,287	8,442	32,378	29,095
<b>TOTAL FUNCTIONAL EXPENSES</b>	<u>\$ 6,520,116</u>	<u>\$ 1,035,127</u>	<u>\$ 142,709</u>	<u>\$ 7,697,952</u>	<u>\$ 7,132,490</u>

The accompanying notes are an integral part of these financial statements.

COMMUNITIES IN SCHOOLS OF SAN ANTONIO  
STATEMENT OF CASH FLOWS  
FOR THE YEAR ENDED AUGUST 31, 2014  
(with summarized financial information for the year ended August 31, 2013)

	<u>2014</u>	<u>2013</u>
<b>CASH FLOWS FROM OPERATING ACTIVITIES</b>		
Increase (Decrease) in Net Assets	\$ 54,072	\$ (329,510)
Adjustments		
Depreciation	87,601	93,673
Realized and Unrealized (Gain)/Loss on Investments	(2,414)	(2,112)
(Increase) Decrease in Current Assets:		
(Increase) Decrease in Receivables	55,151	14,815
(Increase) Decrease in Prepaid Insurance & Other Deposits	2,247	33,235
Increase (Decrease) in Liabilities:		
Increase (Decrease) in Accounts Payable	(46,710)	25,225
Increase (Decrease) in Salaries and Benefits Payable	(13,285)	(35,160)
Increase (Decrease) in Compensated Absences	-	(113,149)
Increase (Decrease) in Deferred Revenues	12,565	(105,667)
<b>NET CASH PROVIDED (REQUIRED) BY OPERATING ACTIVITIES</b>	<u>149,227</u>	<u>(418,650)</u>
<b>CASH FLOWS FROM INVESTING ACTIVITIES</b>		
Proceeds from Sale of Investments	30,416	295,732
Proceeds from Sale of Equipment	-	103
Purchase of Property and Equipment	-	(29,449)
<b>NET CASH PROVIDED (REQUIRED) BY INVESTING ACTIVITIES</b>	<u>30,416</u>	<u>266,386</u>
<b>CASH FLOWS FROM FINANCING ACTIVITIES</b>		
Principal (Paid) - Notes Payable	(46,570)	(39,702)
<b>NET CASH PROVIDED (REQUIRED) BY FINANCING ACTIVITIES</b>	<u>(46,570)</u>	<u>(39,702)</u>
<b>NET INCREASE (DECREASE) IN CASH</b>	133,073	(191,966)
<b>CASH AND CASH EQUIVALENTS AT BEGINNING YEAR</b>	<u>887,236</u>	<u>1,079,202</u>
<b>CASH AND CASH EQUIVALENTS AT END OF YEAR</b>	<u><u>\$ 1,020,309</u></u>	<u><u>\$ 887,236</u></u>
<b>SUPPLEMENTAL INFORMATION:</b>		
Interest Paid	\$ 34,164	\$ 51,271

The accompanying notes are an integral part of these financial statements.

COMMUNITIES IN SCHOOLS OF SAN ANTONIO  
NOTES TO FINANCIAL STATEMENTS  
AUGUST 31, 2014

NOTE A -- ORDER AND PURPOSE

Communities in Schools of San Antonio (CISSA) (the organization) was organized as a nonprofit corporation on June 3, 1985 for the purpose of providing a positive environment for at-risk students by ensuring their access to all educational opportunities, social services and support services available. By developing positive self-esteem, confidence and respect, CISSA facilitates the ultimate mission of the student graduating from high school and continuing to reach his/her highest potential as a successful citizen, contributor to the community, and participant in building a world-class society.

CISSA is supported primarily by the Texas Education Agency, Federal Department of Education, service delivery agreements with the schools they serve, Bexar County, City of San Antonio, donations from foundations, corporations and individuals, United Way, and to a lesser extent, special events.

NOTE B -- SUMMARY OF SIGNIFICANT ACCOUNTING POLICIES

1. *Accounting Method*

Communities in Schools of San Antonio uses the accrual method of accounting whereby revenues are recognized when earned and expenses are recognized when they are incurred.

2. *Financial Statement Presentation*

The financial statements of Communities In Schools of San Antonio are presented in accordance with the provisions of Financial Accounting Standards Board (FASB) ASC 958-605-15 and 958-205-05 (Formerly Statements No. 116, *Accounting for Contributions Received and Contributions Made* and No. 117, *Financial Statements of Not-for-profit Organizations*) and the American Institute of Certified Public Accountants Audit and Accounting Guide for Not-for-Profit Organizations (the "Guide").

Under the provisions of ACS 958-205-05 and the Guide, net assets, revenues, expenses, gains and losses are classified based on the existence or absence of donor-imposed restrictions. Accordingly, net assets of CISSA and changes therein are classified and reported as follows:

*Unrestricted Net Assets* – net assets that are not subject to donor-imposed stipulations.

*Temporarily Restricted Net Assets* – net assets subject to donor-imposed stipulations that may or will be met either by actions of CISSA and/or passage of time.

*Permanently Restricted Net Assets* – net assets subject to donor-imposed stipulations that may be maintained permanently by CISSA.

Donor-restricted contributions are reported as increases in temporarily restricted net assets depending on the nature of the restriction. When a restriction expires, temporarily restricted net assets are reclassified to unrestricted net assets.

COMMUNITIES IN SCHOOLS OF SAN ANTONIO  
NOTES TO FINANCIAL STATEMENTS (CONT.)  
AUGUST 31, 2014

NOTE B -- SUMMARY OF SIGNIFICANT ACCOUNTING POLICIES (CONT.)

3. *Income Taxes*

CISSA is a not-for-profit organization exempt from federal income taxes pursuant to Section 501(c)(3) of the Internal Revenue Code, except to the extent it has unrelated business income. As such, no provision for income taxes has been made in the financial statements. CISSA generally is no longer subject to income tax examination by Federal authorities for years prior to August 31, 2011.

The most significant tax positions of the CISSA is its assertion that it is exempt from income taxes and its determination of whether any amounts are subject to unrelated business income tax (UBIT). All significant tax positions have been considered by management. It has been determined that it is more likely than not that all tax positions would be sustained upon examination by taxing authorities. The CISSA's tax years for 2011 through 2013 are open to examination by the Internal Revenue Service as of August 31, 2014.

4. *Cash and Cash Equivalents*

Cash and cash equivalents include interest-bearing checking, savings accounts, and money market funds. All other highly liquid debt instruments with an original maturity of three months or less are also included as cash equivalents on the statement of financial position and statement of cash flows. The cash and cash equivalents do not include the endowment funds.

5. *Investments*

Investments are reported at their fair values on the statement of financial position. Unrealized gains and losses are included in the Statement of Activities.

6. *Government Grants and Other Receivables*

CISSA provides services that are paid for by federal, state, and local grants. Other receivables consist of service delivery agreements with the schools that CISSA provides services. CISSA has deemed these receivables to be fully collectible.

7. *Contributions Receivable (Promises to Give)*

Unconditional promises to give, less an allowance for uncollectible amounts, are recognized as revenue and a corresponding asset in the period the pledge is received.

8. *Functional Expense Allocations*

Expenses that can be identified with a specific program or support service are allocated directly according to their natural expenditure classification. Other expenses that are common to several functions are allocated by various methods.

9. *Property and Equipment*

Property and equipment is recorded at cost if purchased, or at fair market value if donated. CISSA capitalizes items with useful lives greater than five years and costing more than \$5,000.

COMMUNITIES IN SCHOOLS OF SAN ANTONIO  
NOTES TO FINANCIAL STATEMENTS (CONT.)  
AUGUST 31, 2014

NOTE B -- SUMMARY OF SIGNIFICANT ACCOUNTING POLICIES (CONT.)

10. *Depreciation*

Depreciation on the property, furniture, and equipment owned by CISSA is calculated using the straight-line method. Estimated useful lives for purposes of depreciation are as follows:

	<u>Years</u>
Building and Improvements	6 to 40
Furniture and Equipment	5 to 10
Vehicles	6

11. *Deferred/Unearned Revenue*

The deferred revenue for the year ended August 31, 2014 was \$12,565 which consisted of \$10,600 collected in advance for the golf tournament and \$1,965 for other unearned revenues. There were no deferred/unearned revenues for the year ended August 31, 2013.

12. *Use of Estimates*

The preparation of financial statements in accordance with accounting principles generally accepted in the United States of America requires management to make estimates and assumptions that affect certain reported amounts and disclosures. Actual results could differ from those estimates.

13. *Reclassifications*

Certain amounts for the year ended August 31, 2013, have been reclassified for comparative purposes to conform to the presentation used in the August 31, 2014 financial statements. The reclassifications have no effect on net assets for the year ended August 31, 2013.

14. *Compensated Absences*

Employees of CISSA are given up to twenty (20) days Paid Time off (PTO) annually, depending upon employee classification. Any unused vacation is not paid upon termination, whether voluntary or involuntary. Therefore, no accruals were made for compensated absences as of fiscal year-ends.

15. *Subsequent Events*

Subsequent events were considered through November 20, 2014, which is the date the financial statements were available to be issued.

COMMUNITIES IN SCHOOLS OF SAN ANTONIO  
NOTES TO FINANCIAL STATEMENTS (CONT.)  
AUGUST 31, 2014

NOTE C -- FAIR VALUE MEASUREMENT

CISSA financial instruments consist primarily of cash and cash equivalents and money market investments. The carrying amount of the cash and cash equivalents approximate their fair market value due to the short-term nature of such instruments (Level 1).

The carrying value of the money market investment fund is the fair market value based upon quoted prices (Level 1).

CISSA uses the following hierarchical disclosure framework:

*Level 1* - Measurement based upon quoted prices for identical assets in an active market as of the reporting date.

*Level 2* - Measurement based upon marketplace inputs other than Level 1 that are observable, either directly or indirectly, such as quoted prices in active markets for similar assets or liabilities, quoted prices for identical or similar assets or liabilities in inactive markets, or other inputs that are observable or can be corroborated by observable market data for substantially the full term of the assets or liabilities.

*Level 3* - Measurement based on assumptions about hypothetical marketplace because observable market inputs are not available as of the reporting date.

CISSA uses appropriate valuation techniques based on available inputs to measure the fair value of its assets and liabilities. When available, CISSA measures fair market value using Level 1 inputs because they generally provided the most reliable evidence of fair value. Level 3 inputs have the lowest priority. All of CISSA's investments are according to the fair value hierarchy at Level 1.

NOTE D -- INVESTMENTS

August 31, 2014, CISSA's investment portfolio consists of the following:

	Year End 2014 Cost	Year End 2014 Fair Value	Accumulated Gain (loss)
Certificates of Deposit	\$ 535,767	\$ 535,767	\$ -
Money Market	471,052	471,052	-
	<u>\$ 1,006,819</u>	<u>\$ 1,006,819</u>	<u>\$ -</u>
Endowment	<u>\$ 17,299</u>	<u>\$ 21,029</u>	<u>3,730</u>

COMMUNITIES IN SCHOOLS OF SAN ANTONIO  
NOTES TO FINANCIAL STATEMENTS (CONT.)  
AUGUST 31, 2014

NOTE D -- INVESTMENTS (CONT.)

As of August 31, 2013, CISSA's investment portfolio consists of the following:

	Year End 2013 Cost	Year End 2013 Fair Value	Accumulated Gain (loss)
Certificates of Deposit	\$ 535,095	\$ 535,095	\$ -
Money Market	402,240	402,240	-
Corporate Bonds	99,104	99,900	796
	<u>\$ 1,036,439</u>	<u>\$ 1,037,235</u>	<u>\$ 796</u>
Endowment	<u>\$ 17,299</u>	<u>\$ 18,615</u>	<u>1,316</u>

NOTE E -- DEPOSITORY INSURANCE

Deposits consist of demand deposit accounts and interest bearing accounts and are carried at cost. Investments consist of money market funds (other than restricted), mutual funds, certificate of deposits and corporate bonds and are carried at fair market value. These amounts do not include petty cash of \$500. It is the opinion of management that the solvency of the financial institution is not a particular concern at this time. CISSA continues to monitor the uncollateralized deposits.

	August 31, 2014		August 31, 2013	
	Book Balance	Bank Balance	Book Balance	Bank Balance
Deposits Covered by FDIC Insurance	\$ 1,305,519	\$ 1,389,553	\$ 1,352,630	\$ 1,517,553
Collateralized by Insurance Contracts	500,000	500,000	500,000	500,000
Uncollateralized	242,138	359,860	89,957	492,969
	<u>\$ 2,047,657</u>	<u>\$ 2,249,413</u>	<u>\$ 1,942,587</u>	<u>\$ 2,510,522</u>

CISSA has an Endowment Fund at the San Antonio Area Foundation Board (Board). The Board manages the funds held in CISSA's name. CISSA decides how the funds will be distributed and used. The Endowment Fund is recorded at Fair Market Value, and is collateralized by insurance contracts in investments above. The value of this investment at August 31, 2014 and 2013 was \$21,029 and \$18,615 respectively.

NOTE F -- PROPERTY AND EQUIPMENT

Property and equipment are comprised of the following as of as of August 31:

	2014	2013
Land	\$ 135,000	\$ 135,000
Buildings and Improvements	1,239,060	1,239,060
Equipment, Furniture & Fixtures	151,965	356,217
Vehicles	36,417	36,417
Total Property and Equipment	<u>1,562,442</u>	<u>1,766,694</u>
Less: Accumulated Depreciation	<u>(534,135)</u>	<u>(650,786)</u>
Property and Equipment - Net	<u>\$ 1,028,307</u>	<u>\$ 1,115,908</u>

Land is not depreciated.

COMMUNITIES IN SCHOOLS OF SAN ANTONIO  
NOTES TO FINANCIAL STATEMENTS (CONT.)  
AUGUST 31, 2014

NOTE G -- LONG TERM DEBT

In May of 2008, CISSA purchased land and buildings located at 1616 East Commerce, San Antonio, Texas, for \$1,350,000. A \$270,000 payment was made at the time of closing in addition to closing costs of \$14,275. The remaining balance of \$1,080,000 is secured by a 20 year note, with interest at 6% adjustable every 5 years thereafter. The adjustable interest rate is dependent on the treasury rate plus 300 basis points. The interest was adjusted during the fiscal year 2013 to 3.83% for next 5 years. The new monthly installment for the next five years is \$6,619 as compared to previous monthly installment of \$7,793. The annual requirements for principal and interest (based on current 3.83%) payments on the notes payable for the next five years and thereafter is as follows:

For Year Ended 2014				For Year Ended 2013			
	Principal	Interest	Total		Principal	Interest	Total
2015	\$ 48,386	\$ 31,048	\$ 79,434	2014	\$ 45,555	\$ 33,879	\$ 79,434
2016	49,176	30,258	79,434	2015	48,386	31,048	79,434
2017	51,093	28,341	79,434	2016	49,176	30,258	79,434
2018	53,084	26,350	79,434	2017	51,093	28,341	79,434
2019	55,153	24,281	79,434	2018	53,084	26,350	79,434
2020-2024	309,741	87,428	397,169	2019-2023	298,121	99,048	397,169
2025-2028	292,090	23,576	315,666	2024-2028	359,878	37,291	397,169
	<u>\$ 858,723</u>	<u>\$ 251,282</u>	<u>\$ 1,110,005</u>		<u>\$ 905,293</u>	<u>\$ 286,215</u>	<u>\$ 1,191,508</u>

NOTE H -- FEDERAL AND GRANT CONTINGENCY

Communities in Schools of San Antonio is funded by various federal and state grant programs which are governed by various rules and regulations of the grantor agencies. Expenses charged to the grant programs are subject to audit and adjustment by the grantor agency. To the extent that CISSA has not complied with the rules and regulations governing the grant, refunds of any money received may be required. It is the opinion of management, that there are no significant contingent liabilities relating to compliance with the rules and regulations governing the grants; therefore, no provision has been made in the accompanying financial statements for such contingencies.

NOTE I -- IN-KIND CONTRIBUTIONS

Annually CISSA coordinates an event, Stuff the Bus, to solicit donations of school supplies. The supplies are collected and divided amongst CISSA and several other nonprofit agencies serving school-age children. As of August 31, 2013, the fair market value of the supplies was determined to be \$259,561. Various other In-Kind donations occurred during the fiscal year-ended 2013 and each was recorded at fair market value. As of August 31, 2014 the fair market value of supplies was determined to be \$529,383, which is reported as in-kind contributions on the Statement of Activities.



COMMUNITIES IN SCHOOLS OF SAN ANTONIO  
NOTES TO FINANCIAL STATEMENTS (CONT.)  
AUGUST 31, 2014

NOTE J -- TAX DEFERRED ANNUITY PLAN

Communities in Schools of San Antonio, Inc. participates in a tax-deferred annuity plan qualified under Section 403(B) of the Internal Revenue Code. The plan covers full-time employees of CISSA. All employees are eligible to make voluntary contributions. CISSA will match a qualified employee contribution up to 3% of their gross pay. CISSA contributed matching contributions of \$51,413 and \$50,350 for the years ended August 31, 2014 and 2013, respectively. The plan requires two years of service, without an intervening break, to be vested in the matching portion of the plan. Additionally, employees must complete 1000 hours of service to receive credit for 1 year of service.

NOTE K -- TEMPORARILY RESTRICTED NET ASSETS

	<u>2014</u>	<u>2013</u>
Technology and Cloud Computing	\$ -	\$ 42,700
Participant Emergency Needs	4,393	9,026
Stuff the Bus	17,654	-
Backpack Program	6,344	12,333
Arts Program	2,025	6,034
Martial Arts/Boxing for Fitness	52,191	108,060
Project Access	64,806	23,246
Parent Involvement	1,963	1,978
Enrichment	4,652	2,218
ROPES	1,774	1,073
Emergency Food Program	29,943	13,395
XY Zone	8,881	25,000
Program Support for Specifically Identified Schools	198,129	189,990
Strength Finders and STEM Program	133,781	-
Pre-College Program	32,334	32,747
Endowment Fund	7,920	5,506
Various Miscellaneous	8,732	9,686
	<u>\$ 575,522</u>	<u>\$ 482,992</u>

NOTE L -- SPECIAL EVENTS

During 2014, a Gala was held in which \$100,291 was raised and \$32,472 was spent resulting in net revenue of \$67,819 (net revenue for the Gala was \$85,225 in 2013). Additionally, the special event revenue for the Stuff the Bus was \$32,997 in 2014 and \$28,478 in 2013. Furthermore, the total net revenue for the 2013 golf tournament was \$27,798. The Golf tournament did not take place during 2014 fiscal year-end.

COMMUNITIES IN SCHOOLS OF SAN ANTONIO  
NOTES TO FINANCIAL STATEMENTS (CONT.)  
AUGUST 31, 2014

NOTE M -- ENDOWMENT FUND

The Communities in Schools of San Antonio, Inc. Endowment Fund (Endowment Fund) was created as a permanent endowment fund in 2005, to support Communities in Schools of San Antonio, Inc. The investment objective for the capital fund is the preservation of capital, with the secondary purpose being to provide an income stream. The risk tolerance objective is investments should be made that insure the preservation of capital in the overall capital and offsets during a twelve-month period. Communities in Schools of San Antonio, Inc. has permanent ownership of the principal portion of the Endowment Fund and in the event of dissolution of Communities in Schools of San Antonio, Inc. it will control the distribution of the funds. The net appreciation from the Endowment Fund is to be used to support the Communities in Schools of San Antonio, Inc.'s operating activities or for specific purpose designated by the donor. As of August 31, 2014, the fair value of the Endowment Fund is \$21,029 (\$18,615 as of August 31, 2013) and is held by the San Antonio Area Foundation. The principal portion of the Endowment Fund in the amount of \$13,109 is not currently available for use by CISSA. The net appreciation of \$7,920 is recorded in the temporarily restricted fund and is available for use by CISSA. The entire endowment fund contribution of \$13,109 is donor restricted.

<u>Endowment Fund</u>	<u>2014</u>	<u>2013</u>
Beginning Endowment Fund Balance	\$ 18,615	\$ 17,847
Investment Return:		
Income	385	451
Investment Fees	(386)	(110)
Appreciation or Depreciation	2,415	427
Ending Endowment Fund Balance	<u>\$ 21,029</u>	<u>\$ 18,615</u>
Breakdown of Endowment Fund:		
Temporarily Restricted Fund	\$ 7,920	\$ 5,506
Permanently Restricted Fund	\$ 13,109	\$ 13,109

NOTE N -- LITIGATION

Management is not aware of any threatened or pending litigation.

## **FEDERAL AND STATE AWARD SECTION**

SHAREHOLDERS:

Nancy L. Vaughan, CPA  
Deborah F. Fraser, CPA  
Phil S. Vaughan, CPA



Armstrong, Vaughan & Associates, P.C.  
Certified Public Accountants

## INDEPENDENT AUDITOR'S REPORT

### REPORT ON INTERNAL CONTROL OVER FINANCIAL REPORTING AND ON COMPLIANCE AND OTHER MATTERS BASED ON AN AUDIT OF FINANCIAL STATEMENTS PERFORMED IN ACCORDANCE WITH *GOVERNMENT AUDITING STANDARDS*

To the Board of Directors  
Communities in Schools of San Antonio

We have audited in accordance with auditing standards generally accepted in the United States of America and the standards applicable to financial audits contained in *Government Auditing Standards*, issued by the Comptroller General of the United States, the financial statements of Communities in Schools of San Antonio, which comprise the statement of financial position as of August 31, 2014, and the related statements of activities, functional expenses, and cash flows for the year then ended, and the related notes to the financial statements and have issued our report thereon dated November 20, 2014.

#### **Internal Control over Financial Reporting**

In planning and performing our audit of the financial statements, we considered Communities in Schools of San Antonio's internal control over financial reporting (internal control) to determine the audit procedures that are appropriate in the circumstances for the purpose of expressing our opinion on the financial statements, but not for the purpose of expressing an opinion on the effectiveness of Communities in Schools of San Antonio's internal control. Accordingly, we do not express an opinion on the effectiveness of Communities in Schools of San Antonio's internal control.

*A deficiency in internal control* exists when the design or operation of a control does not allow management or employees, in the normal course of performing their assigned functions, to prevent, or detect and correct misstatements on a timely basis. *A material weakness* is a deficiency, or a combination of deficiencies, in internal control, such that there is a reasonable possibility that a material misstatement of the entity's financial statements will not be prevented, or detected and corrected on a timely basis. *A significant deficiency* is a deficiency, or a combination of deficiencies, in internal control that is less severe than a material weakness, yet important enough to merit attention by those charged with governance.

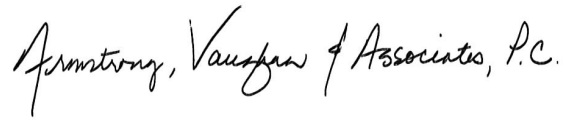
Our consideration of internal control was for the limited purpose described in the first paragraph of this section and was not designed to identify all deficiencies in internal control that might be material weaknesses or significant deficiencies. Given these limitations, during our audit, we did not identify any deficiencies in internal control that we consider to be material weaknesses. However, material weaknesses may exist that have not been identified.

#### **Compliance and Other Matters**

As part of obtaining reasonable assurance about whether Communities in Schools of San Antonio's financial statements are free from material misstatement, we performed tests of its compliance with certain provisions of laws, regulations, contracts, and grant agreements, noncompliance with which could have a direct and material effect on the determination of financial statement amounts. However, providing an opinion on compliance with those provisions was not an objective of our audit and, accordingly, we do not express such an opinion. The results of our tests disclosed no instances of noncompliance or other matters that are required to be reported under Government Auditing Standards.

## **Purpose of This Report**

The purpose of this report is solely to describe the scope of our testing of internal control and compliance and the results of that testing, and not to provide an opinion on the effectiveness of the entity's internal control or on compliance. This report is an integral part of an audit performed in accordance with *Government Auditing Standards* in considering the entity's internal control and compliance. Accordingly, this communication is not suitable for any other purpose.

A handwritten signature in cursive script that reads "Armstrong, Vaughan & Associates, P.C.".

Armstrong, Vaughan & Associates, P.C.

November 20, 2014

SHAREHOLDERS:

Nancy L. Vaughan, CPA  
Deborah F. Fraser, CPA  
Phil S. Vaughan, CPA



Armstrong, Vaughan & Associates, P.C.  
Certified Public Accountants

## INDEPENDENT AUDITOR'S REPORT

### REPORT ON COMPLIANCE FOR EACH MAJOR FEDERAL PROGRAM; REPORT ON INTERNAL CONTROL OVER COMPLIANCE; AND REPORT ON SCHEDULE OF EXPENDITURES OF FEDERAL AWARDS REQUIRED BY OMB CIRCULAR A-133

To the Board of Directors  
Communities in Schools of San Antonio

#### **Report on Compliance for Each Major Federal Program**

We have audited Communities in Schools of San Antonio's compliance with the types of compliance requirements described in OMB Circular A-133 Compliance Supplement that could have a direct and material effect on each of Communities in Schools of San Antonio's major federal programs for the year ended August 31, 2014. Communities in Schools of San Antonio's major federal programs are identified in the summary of auditor's results section of the accompanying schedule of findings and questioned costs.

#### **Management's Responsibility**

Management is responsible for compliance with the requirements of laws, regulations, contracts, and grants applicable to its federal programs.

#### **Auditor's Responsibility**

Our responsibility is to express an opinion on compliance for each of Communities in Schools of San Antonio's major federal programs based on our audit of the types of compliance requirements referred to above. We conducted our audit of compliance in accordance with auditing standards generally accepted in the United States of America; the standards applicable to financial audits contained in Government Auditing Standards, issued by the Comptroller General of the United States; and OMB Circular A-133, Audits of States, Local Governments, and Non-Profit Organizations. Those standards and OMB Circular A-133 require that we plan and perform the audit to obtain reasonable assurance about whether noncompliance with the types of compliance requirements referred to above that could have a direct and material effect on a major federal program occurred. An audit includes examining, on a test basis, evidence about Communities in Schools of San Antonio's compliance with those requirements and performing such other procedures as we considered necessary in the circumstances.

We believe that our audit provides a reasonable basis for our opinion on compliance for each major federal program. However, our audit does not provide a legal determination of Communities in Schools of San Antonio's compliance.

#### **Opinion on Each Major Federal Program**

In our opinion, Communities in Schools of San Antonio complied, in all material respects, with the types of compliance requirements referred to above that could have a direct and material effect on each of its major federal programs for the year ended August 31, 2014.

## **Report on Internal Control over Compliance**


Management of Communities in Schools of San Antonio is responsible for establishing and maintaining effective internal control over compliance with the types of compliance requirements referred to above. In planning and performing our audit of compliance, we considered Communities in Schools of San Antonio's internal control over compliance with the types of requirements that could have a direct and material effect on each major federal program to determine the auditing procedures that are appropriate in the circumstances for the purpose of expressing an opinion on compliance for each major federal program and to test and report on internal control over compliance in accordance with Circular A-133, but not for the purpose of expressing an opinion on the effectiveness of internal control over compliance. Accordingly, we do not express an opinion on the effectiveness of Communities in Schools of San Antonio's internal control over compliance.

A deficiency in internal control over compliance exists when the design or operation of a control over compliance does not allow management or employees, in the normal course of performing their assigned functions, to prevent, or detect and correct, noncompliance with a type of compliance requirement of a federal program on a timely basis. A material weakness in internal control over compliance is a deficiency, or combination of deficiencies, in internal control over compliance, such that there is a reasonable possibility that material noncompliance with a type of compliance requirement of a federal program will not be prevented, or detected and corrected, on a timely basis. A significant deficiency in internal control over compliance is a deficiency, or a combination of deficiencies, in internal control over compliance with a type of compliance requirement of a federal program that is less severe than a material weakness in internal control over compliance, yet important enough to merit attention by those charged with governance.

Our consideration of internal control over compliance was for the limited purpose described in the first paragraph of this section and was not designed to identify all deficiencies in internal control over compliance that might be material weaknesses or significant deficiencies. We did not identify any deficiencies in internal control over compliance that we consider to be material weaknesses. However, material weaknesses may exist that have not been identified.

The purpose of this report on internal control over compliance is solely to describe the scope of our testing of internal control over compliance and the results of that testing based on the requirements of OMB Circular A-133. Accordingly, this report is not suitable for any other purpose.

Respectfully submitted,

A handwritten signature in cursive script that reads "Armstrong, Vaughan & Associates, P.C.".

Armstrong, Vaughan & Associates, P.C.

November 20, 2014

COMMUNITIES IN SCHOOLS OF SAN ANTONIO  
SUMMARY SCHEDULE OF CURRENT AND PRIOR AUDIT FINDINGS  
AUGUST 31, 2014

FINDINGS –

None



COMMUNITIES IN SCHOOLS OF SAN ANTONIO  
SCHEDULE OF FINDINGS AND QUESTIONED COSTS – FEDERAL AWARDS  
FOR THE YEAR ENDED AUGUST 31, 2014

A. Summary of Auditor's Results

Financial Statements

- |  |            |
|--|------------|
| 1. Type of auditor's report issued on the financial Statements of the auditee:                 | Unmodified |
| 2. Internal Control over Financial Reporting:  |            |
| a) One or more material weaknesses identified  | No         |
| b) One or more significant deficiencies identified that are not considered Material weaknesses | No         |
| 3. Noncompliance material to the financial statements noted:                                   | No         |

Federal Awards

- |   |            |
|---|------------|
| 1. Type of auditor's report issued on the compliance for major programs:                        | Unmodified |
| 2. Internal Control over Major Programs:  |            |
| a) One or material weaknesses identified:   | No         |
| b) One or more significant deficiencies identified that are not considered Material weaknesses: | No         |
| 3. Identification of Major Program:   |            |
| A. United States Department of Education  |            |
| a) TRIO – Upward Bound/CFDA No. 84.047  |            |
| 4. Threshold used to distinguish between Type A and Type B federal program:                     | \$300,000  |
| 5. CISSA qualified as a low-risk auditee in the context of OMB Circular A-133:                  | Yes        |

B. Federal Award Findings and Questioned Costs for Federal Awards

None

SHAREHOLDERS:

Nancy L. Vaughan, CPA  
Deborah F. Fraser, CPA  
Phil S. Vaughan, CPA



Armstrong, Vaughan & Associates, P.C.  
Certified Public Accountants

## INDEPENDENT AUDITOR'S REPORT

### REPORT ON COMPLIANCE RELATED TO MAJOR PROGRAMS (STATE OF TEXAS *SINGLE AUDIT CIRCULAR*) AND ON INTERNAL CONTROL OVER COMPLIANCE

To the Board of Directors  
Communities in Schools of San Antonio

#### Compliance

We have audited the compliance of Communities in Schools of San Antonio with the types of compliance requirements described in the State of Texas *Single Audit Circular* that could have a direct and material effect on each of its major state programs for the year ended August 31, 2014. CISSA's major state programs are identified in the summary of auditor's results section of the accompanying Schedule of Findings and Questioned Costs. Compliance with the requirements of laws, regulations contracts, and grants applicable to its major state program is the responsibility of CISSA's management. Our responsibility is to express an opinion on CISSA's compliance based on our audit.

We conducted our audit of compliance in accordance with auditing standards generally accepted in the United States of America established by the American Institute of Certified Public Accountants, the standards applicable to financial audits contained in *Government Auditing Standards*, issued by the Comptroller General of the United States, and the *Single Audit Circular* issued by the State of Texas. Those standards and the State of Texas *Single Audit Circular* require that we plan and perform the audit to obtain reasonable assurance about whether noncompliance with the types of compliance requirements referred to above that could have a direct and material effect on a major state program occurred. An audit includes examining, on a test basis, evidence about CISSA's compliance with those requirements and performing such other procedures as we considered necessary in the circumstances. We believe that our audit provides a reasonable basis for our opinion. Our audit does not provide a legal determination of CISSA's compliance with those requirements.

In our opinion, CISSA complied, in all material respects, with the requirements referred to above that could have a direct and material effect on its major state program for the year ended August 31 2014.

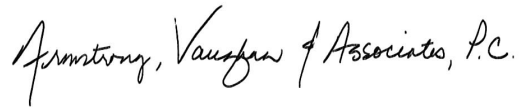
#### Internal Control Over Compliance

Management of CISSA is responsible for establishing and maintaining effective internal control over compliance with the requirements of laws, regulations contracts, and grants applicable to state programs. In planning and performing our audit, we considered CISSA's internal control over compliance. Accordingly, we express no such opinion.

A deficiency in internal control over compliance exists when the design or operation of a control over compliance does not allow management or employees, in the normal course of performing their assigned functions, to prevent or detect and correct noncompliance with a type of compliance requirement of a state program on a timely basis. A material weakness is a deficiency, or a combination of deficiencies, in internal control over compliance such that there is a reasonable possibility that material noncompliance with a type of compliance requirement of a state program will not be prevented, or detected and corrected on a timely basis.

Our consideration of internal control would not necessarily identify all deficiencies in internal control over compliance that might be material weaknesses. Given these limitations, during our audit we did not identify any deficiencies in CISSA's internal control over compliance that we consider to be material weaknesses. However, material weaknesses may exist that were not identified.

This report is intended solely for the use of the board of directors, management of CISSA, TEA and the State of Texas and is not intended to be and should not be used by anyone other than these specific parties.

A handwritten signature in cursive script that reads "Armstrong, Vaughan & Associates, P.C.".

Armstrong, Vaughan & Associates, P.C.  
November 20, 2014

COMMUNITIES IN SCHOOLS OF SAN ANTONIO  
SCHEDULE OF FINDINGS AND QUESTIONED COSTS – NON-FEDERAL AWARDS  
FOR THE YEAR ENDED AUGUST 31, 2014

Summary of Auditor's Results

A. Summary of Auditor's Results

1. The auditor's report expresses an unmodified opinion on the financial statements of Communities in Schools of San Antonio
2. No instances of noncompliance material to the financial statements of Communities in Schools of San Antonio were disclosed during the audit.
3. The auditor's report on compliance for the major non-federal award programs for Communities in Schools of San Antonio expresses an unmodified opinion on all major non-federal programs.
4. Non Federal Programs tested are as follows:
  - A) Texas Education Agency  
Compensatory Education Program
5. CISSA was classified as a low-risk auditee in the context of OMB Circular A-133 and the Texas Uniform Grant Management Standards, Texas Single Audit Circular.
6. No material weaknesses or reportable conditions were identified in internal control over financial reporting in accordance with *GAGAS*.
7. There were no material weaknesses identified over major programs in accordance with the State of Texas Uniform Grant Management Standards, Texas Single Audit Circular.

COMMUNITIES IN SCHOOLS OF SAN ANTONIO  
SCHEDULE OF EXPENDITURES OF FEDERAL AND NON-FEDERAL AWARDS  
FOR THE YEAR ENDED AUGUST 31, 2014

<b>Federal Grantor/Pass-through Grantor/Program Title</b>	<b>Federal CFDA Number</b>	<b>Pass-through Entity Identifying Number</b>	<b>Federal Expenditures</b>
<b>U.S. DEPARTMENT OF EDUCATION</b>			
TRIO - Upward Bound	84.047		\$ 409,477
<b>PASS THROUGH</b>			
<b>TEXAS EDUCATION AGENCY</b>			
21st Century Community Learning Centers (CCLC)	84.287C	12695014710018	406,791
Temporary Assistance for Needy Families (TANF)	93.558	133630027120022	<u>293,403</u>
<b>TOTAL FEDERAL AWARDS EXPENDED</b>			<u><u>\$ 1,109,671</u></u>
			<b>State</b>
			<u><b>Expenditures</b></u>
<b>STATE FINANCIAL ASSISTANCE</b>			
Texas Education Agency	N/A		<u><u>\$ 1,056,261</u></u>

COMMUNITIES IN SCHOOLS OF SAN ANTONIO  
NOTES TO SCHEDULE OF EXPENDITURES OF FEDERAL AND NON-FEDERAL AWARDS  
FOR THE YEAR ENDED AUGUST 31, 2014

Basis of Presentation

The accompanying schedule of expenditures of federal awards includes the federal grant activity of Communities in Schools of San Antonio and is presented on the accrual basis of accounting. The information in this schedule is presented in accordance with the requirements of OMB Circular A-133, *Audits of States, Local Governments, and Non-Profit Organizations*. Therefore, some amounts presented in this schedule may differ from amounts presented in, or used in the preparation of, the general purpose financial statements.



# Communities In Schools

---

San Antonio